

This document contains key information you should know about Tradex Bond Fund. You can find more details in the Fund’s simplified prospectus. For a copy contact Tradex Management Inc. by telephone at 1-800-567-3863, via e-mail at info@tradex.ca, on our website at www.tradex.ca or contact your representative. **Before you invest in any fund, you should consider how it would work with your other investments and your tolerance for risk.**

Quick Facts:			
Fund Code:	TMI002	Fund Manager:	Tradex Management Inc.
Date Fund Started:	September 7, 1989	Portfolio Manager:	Foyston, Gordon & Payne
Total Value on March 31, 2026:	\$30.2 million	Distributions:	Quarterly – March, June, Sept., Dec.
Management Expense Ratio (MER):	1.18%	Minimum Investment:	\$1,000 initial, \$100 additional


What does the Fund invest in?

The Fund invests mainly in a diversified portfolio of Government of Canada, provincial/municipal government and investment grade Canadian corporate bonds. In addition, up to 30% of the portfolio may be invested in dividend paying equity securities, such as common shares and preferred shares of Canadian companies and real estate investment trusts. The charts below give you a snapshot of the Fund’s investments on March 31, 2026. The Fund’s investments will change.

Top 10 investments on March 31, 2026:

1. Royal Bank of Canada, 4.632%, May 1, 2028	6.9%
2. Government of Canada, 3.50%, December 01, 2045	6.7%
3. Bank of Montreal, 3.65%, April 1, 2027	6.4%
4. Province of British Columbia, 3.20%, June 18, 2044	5.1%
5. Canada Housing Trust No 1, 2.35%, June 15, 2027	4.9%
6. Government of Canada, 1.75 %, December 1, 2053	4.8%
7. Province of Alberta, 2.90%, September 20, 2029	4.2%
8. Toronto-Dominion Bank, 4.68%, January 8, 2029	4.1%
9. Toronto-Dominion Bank, 5.177%, April 9, 2034	4.1%
10. CPPIB Capital Inc., 3.00%, June 15, 2028	3.8%
Total percentage of top 10 investments:	51%
Total number of investments:	70

Investment mix on March 31, 2026:



How risky is it?

The value of the Fund can go down as well as up. You could lose money.

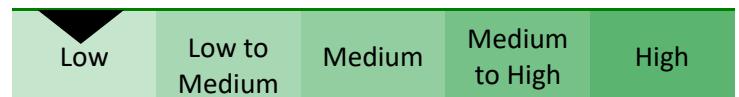
One way to gauge risk is to look at how much a fund’s returns change over time. This is called “volatility”.

In general, funds with higher volatility will have returns that change more over time. They typically have a greater chance of losing money and may have a greater chance of higher returns. Funds with lower volatility tend to have returns that change less over time. They typically have lower returns and may have a lower chance of losing money.

Risk rating

Tradex Management Inc. has rated the volatility of this fund as **low**.

This rating is based on how much the Fund’s returns have changed from year to year. It doesn’t tell you how volatile the Fund will be in the future. The rating can change over time. A fund with a low risk rating can still lose money.



For more information about the risk rating and specific risks that can affect the Fund’s returns, see the Risks section of the Fund’s simplified prospectus.

No guarantees

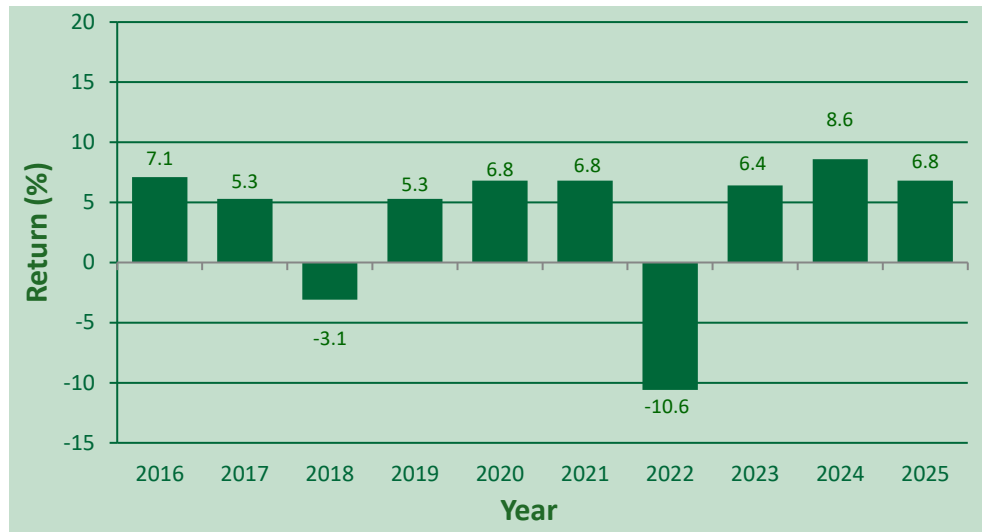
Like most mutual funds, this Fund does not have any guarantees. You may not get back the amount of money you invest.

How has the Fund performed?

This section tells you how units of the Fund have performed over the past 10 years. Returns are after expenses have been deducted. These expenses reduce the Fund's returns.

Year-by-year returns

This chart shows how units of the Fund have performed in each of the past 10 years. The Fund dropped in value in two of the 10 years. The range of returns and change from year to year can help you assess how risky the Fund has been in the past. It does not tell you how the Fund will perform in the future.



Best and worst 3-month returns

This table shows the best and worst returns for units of the Fund in a 3-month period over the past 10 years. The best and worst 3-month returns could be higher or lower in the future. Consider how much of a loss you could afford to take in a short period of time.

	Return	3 months ending	If you invested \$1,000 at the beginning of the period
Best return	8.2%	January 31, 2024	Your investment would rise to \$1,082
Worst return	-6.8%	March 31, 2020	Your investment would drop to \$932

Average return

A person who invested \$1,000 in the Fund 10 years ago now has \$1,444. This works out to an annual compound return of 3.74%.

Who is this Fund for?

Investors who:

- are looking for a medium to long term investment
- want a regular income from their investment
- seek a diversified income fund that will provide moderate capital growth

A word about tax

In general, you'll have to pay income tax on any money you make on a mutual fund. How much you pay depends on the tax laws where you live and whether or not you hold the fund in a registered plan, such as a Registered Retirement Savings Plan or a Tax-Free Savings Account.

Keep in mind that if you hold a fund in a non-registered account, fund distributions are included in your taxable income, whether you get them in cash or have them reinvested in the fund.

How much does it cost?

The following tables show the fees and expenses you could pay to buy, own and sell units of this Fund. The fees and expenses – including any commissions – can vary among series of a fund and among funds. Higher commissions can influence representatives to recommend one investment over another. Ask about other funds and investments that may be suitable for you at a lower cost.

1. Sales charges:

There are no sales charges if you buy directly through Tradex Management Inc. (TMI).
 If your representative's firm is not TMI, a commission of up to 2% of the amount you buy may be charged. This equals up to \$20.00 for every \$1,000 invested. You and the representative for a firm other than TMI decide on the rate and it is deducted from the amount you buy and goes to the representative's firm as a commission.

2. Fund expenses:

You don't pay these expenses directly. They affect you because they reduce the Fund's returns.
 For the year ended December 31, 2025 the Fund's expenses were 1.18% of its value. This equals \$11.80 for every \$1,000 invested.

Management expense ratio (MER)	<u>Annual rate (as a % of the Fund's value)</u>
This is the total of the Fund's management fee (including the trailing commission) and operating expenses. TMI rebated some of the Fund's expenses. If it had not done so, the MER would have been higher.	1.18%
Trading expense ratio (TER) These are the Fund's trading costs.	0.00%
Fund Expenses	1.18%

More about the trailing commission

No trailing commission will be paid.

3. Other fees:

You may have to pay other fees when you sell or switch units of the Fund.

- | | |
|------------------------|---|
| Redemption fee | <ul style="list-style-type: none"> > Nil if purchased and held through TMI. > Up to 2% if you buy or hold through a representative's firm other than TMI. This is a matter between the representative's firm and you. |
| Switch fee | <ul style="list-style-type: none"> > Nil if purchased and held through TMI. > Up to 2% if you buy or hold through a representative's firm other than TMI. This is a matter between the representative's firm and you. |
| Short-term trading fee | <ul style="list-style-type: none"> > You may be charged 2% of the value of the securities redeemed or switched if you redeem or switch your securities within 7 days of buying (by purchase or switch) them. The fee is paid to the Fund. |
| Fee-for-service | <ul style="list-style-type: none"> > If you buy or hold through a fee-based or wrap account, you may pay a fee directly to your representative's firm for investment advice and other services. |

What if I change my mind?

Under securities law in some provinces and territories, you have the right to:

- withdraw from an agreement to buy mutual fund units within two business days after you receive a simplified prospectus or Fund Facts document, or
- cancel your purchase within 48 hours after you receive confirmation of the purchase.

In some provinces and territories, you also have the right to cancel a purchase, or in some jurisdictions, claim damages, if the simplified prospectus, annual information form, Fund Facts document or financial statements contain a misrepresentation. You must act within the time limit set by the securities law in your province or territory.

For more information, see the securities law of your province or territory or ask a lawyer.

For more information

Contact TMI or your representative for a copy of the Fund's simplified prospectus and other disclosure documents. These documents and the Fund Facts make up the Fund's legal documents.

Tradex Management Inc.

340 Albert Street, Suite 1604
 Ottawa, ON K1R 7Y6

Phone: 613-233-3394
 Toll Free: 1-800-567-3863
 Website: www.tradex.ca
 E-mail: info@tradex.ca

To learn more about investing in mutual funds, see the brochure **Understanding mutual funds**, which is available on the website of the Canadian Securities Administrators at www.securities-administrators.ca.